

Developing an Online Teaching Portfolio

Jason Schreiner, Faculty Consultant
Teaching Engagement Program

Robert Voelker-Morris, Faculty Consultant
Teaching Engagement Program

www.tep.uoregon.edu
tep@uoregon.edu

What is a teaching portfolio?



Why a teaching portfolio?

Tool that highlights one's teaching for hiring, promotion, and tenure review



Why a teaching portfolio?



Opportunity to reflect on one's teaching and to document changes

What makes a portfolio?

2 key features

```
graph TD; A[2 key features] --> B[Evidence]; A --> C[Reflective Commentary];
```

Evidence

Courses & responsibilities

Sample materials
(syllabi, assignments, etc.)

Reflective Commentary

Context & Meaning

Remember...

The purpose of a teaching portfolio is not simply to outline what one teaches but **to explain how one teaches** and **why one teaches that way**.

Four key questions:

- What do you teach?
- Why do you teach?
- How do you teach?
- Why do you teach the way you do?



Sample Outline #1

(Political Science)

- 1) Teaching Philosophy
- 2) Teaching Responsibilities
- 3) Advising / Supervision Responsibilities
- 4) Teaching Methods
- 5) Syllabi and Course Materials
- 6) Student Evaluations
- 7) Administrative and Peer Review
- 8) Related Activities
 - a) For Students
 - b) For the University
 - c) For the Community
- 9) Professional Improvement Activities
- 10) Goals
- 11) Appendices



Source: Seldin, Peter. 1997. *The Teaching Portfolio: A Practical Guide to Improved Performance and Promotion/Tenure Decisions*. Second Edition. Bolton, MA: Anker Publishing Company, Inc., p. 231.

Sample Outline #1

(Political Science)

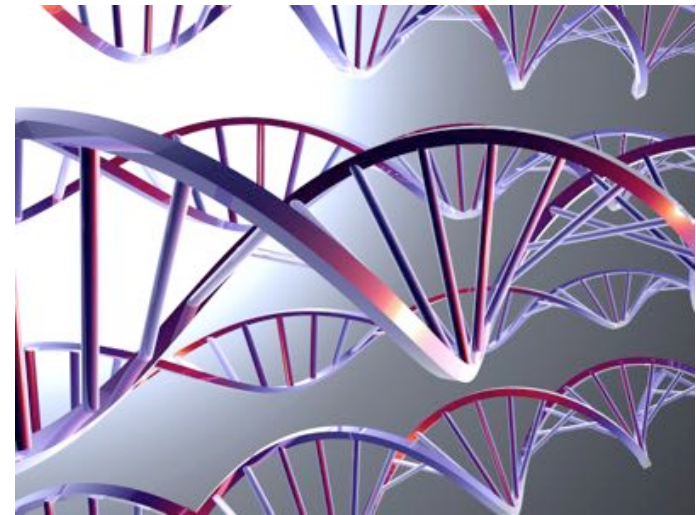
- Appendix A: List of Courses Taught
- Appendix B: Samples of Student Work
- Appendix C: Course Syllabi and Materials
- Appendix D: Student Learning Aids
- Appendix E: Student, Admin., & Peer Evaluations
- Appendix F: Student-Related Activities
- Appendix G: University-Related Activities
- Appendix H: Community-Related Activities
- Appendix I: Professional Improvement Activities

Source: Seldin, Peter. 1997. The Teaching Portfolio: A Practical Guide to Improved Performance and Promotion/Tenure Decisions. Second Edition. Bolton, MA: Anker Publishing Company, Inc., p. 242

Sample Outline #2

(Biology)

- 1) Teaching Responsibilities
- 2) Teaching Philosophy
- 3) General Classroom Strategies
- 4) Course Syllabi
- 5) Student Research
- 6) Additional Teaching Activities
- 7) Teaching Assessment
- 8) Teaching Improvement
- 9) Future Teaching Goals
- 10) Appendices



Source: Seldin, Peter. 1997. *The Teaching Portfolio: A Practical Guide to Improved Performance and Promotion/Tenure Decisions*. Second Edition. Bolton, MA: Anker Publishing Company, Inc., p. 214.

Sample Outline #2

(Biology)

- Appendix A: Sample Lecture Outline
- Appendix B: Course Syllabi
- Appendix C: “Way Cool” Biology Databases
- Appendix D: Biology Instructor’s Grading Criteria
- Appendix E: Samples of Student Papers
- Appendix F: Science in Action Day Handouts
- Appendix G: Letters from Local High Schools
- Appendix H: Anecdotal Student Comments
- Appendix I: Interactive Genetics Database Grant
- Appendix J: Anecdotal Student Evaluation Form

Source: Seldin, Peter. 1997. *The Teaching Portfolio: A Practical Guide to Improved Performance and Promotion/Tenure Decisions*. Second Edition. Bolton, MA: Anker Publishing Company, Inc., p. 222.

Sample Outline #3

(English)

- 1) Teaching Responsibilities
- 2) Teaching and Learning Philosophy
- 3) Teaching Methods and Strategies
- 4) Connecting Learning to Students' Lives
- 5) Developing Critical Thinking Habits
- 6) Motivating Students to Improve
- 7) Integrating Computers in the Classroom
- 8) Evaluating My Teaching
- 9) Improving My Teaching
- 10) The Teaching Cell
- 11) Sharing Teaching Ideas With Others
- 12) Staying Current as a Teacher
- 13) Teaching Goals



Source: Seldin, Peter. 1997. *The Teaching Portfolio: A Practical Guide to Improved Performance and Promotion/Tenure Decisions*. Second Edition. Bolton, MA: Anker Publishing Company, Inc., p. 174.

Sample Outline #3

(English)

- Appendix A: Class discussion handouts
- Appendix B: Handouts for group activities and projects
- Appendix C: Peer response sheets
- Appendix D: Guidelines for library searches
- Appendix E: Student reflective essays from Literature and Culture and Environmental Issues classes
- Appendix F: Current supplemental articles
- Appendix G: Sequenced journal questions
- Appendix H: Final portfolio guidelines
- Appendix I: Sample student Papers
- Appendix J: Daedalus discussion transcripts
- Appendix K: Student evaluations
- Appendix L: Student narrative evaluations
- Appendix M: Sample syllabi

Source: Seldin, Peter. 1997. The Teaching Portfolio: A Practical Guide to Improved Performance and Promotion/Tenure Decisions. Second Edition. Bolton, MA: Anker Publishing Company, Inc., p. 182.

Sample Outline #4

(Music)

- 1) **Statement of Teaching Responsibilities**
- 2) **Statement of Teaching Philosophy and Goals**
- 3) **Description of Methods Used in Specific Courses**
- 4) **Description of Curricular Revisions and Steps Take to Improve My Teaching**
- 5) **Peer Evaluation of My Teaching**
- 6) **Student Evaluation of My Teaching**
- 7) **Audio and Video Tapes of My Instruction and of Student Performances**
- 8) **Samples of Student Work**
- 9) **Successful Students**
- 10) **Other Evidence of Good Teaching**
- 11) **Future Teaching Goals**
- 12) **Appendices**



Source: Seldin, Peter. 1997. The Teaching Portfolio: A Practical Guide to Improved Performance and Promotion/Tenure Decisions. Second Edition. Bolton, MA: Anker Publishing Company, Inc., p. 85.

Sample Outline #4

(Music)

- Appendix A: List of my teaching responsibilities in 1994-95 and 1995-96
- Appendix B: Course descriptions, syllabi, handouts, tests, and other related materials
- Appendix C: Peer Evaluations of my teaching
- Appendix D: Student evaluations of my teaching
- Appendix E: Audio and video tapes of my instruction and of student performances
- Appendix F: Samples of student work
- Appendix G: Information about successful students
- Appendix H: Other evidence of good teaching

Source: Seldin, Peter. 1997. *The Teaching Portfolio: A Practical Guide to Improved Performance and Promotion/Tenure Decisions*. Second Edition. Bolton, MA: Anker Publishing Company, Inc., p. 92.

How to develop a teaching portfolio?

1. Write a statement of teaching philosophy
2. Gather evidence
3. Organize evidence
4. Prepare statements about the evidence
5. Get feedback and revise
6. Include reference in Curriculum Vitae and Cover Letters

How to develop a teaching portfolio?

1. Develop and write a teaching statement

5 Important Categories

- **Learning goals:** discipline-specific knowledge, skills, attitudes that are important for students' academic, personal & professional success
- **Teaching methods:** specific teaching methods & how they contribute to students' accomplishment of learning goals & how they align with student expectations & needs
- **Learning assessment:** specific tools used to assess student learning & descriptions of how these tools facilitate student achievement of learning goals
- **Teaching assessment:** strengths and areas for improvement of one's teaching based on evidence, along with plans for continuing development
- **Learning Environment:** specific ways diverse identities, experiences, etc. are accounted for and integrated into teaching methods

How to develop a teaching portfolio?

2. Gather your evidence

- Keep anything and everything related to your teaching!
- Keep an archive – a designated digital folder and physical folder or box where you keep everything and can find it!



How to develop a teaching portfolio?

2. Gather your evidence

A. Personal Material

- List of teaching responsibilities and way courses were taught
- Teaching philosophy statement
- Teaching goals for next 5 years
- Representative course syllabi (and why done this way)
- Description of steps taken to evaluate and improve one's teaching
- Curricular revisions (new projects, materials, etc.)
- Self-evaluation (esp. if contradictory documents in the portfolio)
- Publications on teaching
- Supervision roles (advising, theses/dissertations, group projects, etc.)

How to develop a teaching portfolio?

2. Gather your evidence

B. Material from Others

- Statements from colleagues who have observed your teaching
- Statements from colleagues who have witnessed out-of-class activities
- Student and course evaluations (esp. those that indicate improvements)
- Department statements about your teaching
- Performance reviews as a faculty advisor
- Honors, awards, grants and other recognition of your teaching
- Invitations for papers or presentations on teaching
- Participation in teaching development within your discipline, department, or college
- Documentation of teaching development activities
- Teaching research (Scholarship on Teaching and Learning)
- Videotape of your teaching
- Student scores on standardized tests
- Student comments, such as in emails

How to develop a teaching portfolio?

2. Gather your evidence

C. Products of Good Teaching

- Student essays, creative work, lab books, publications, etc.
- Information about student career choices or opportunities that are effects of your courses or help
- Record of students that move to and succeed in advanced courses in your discipline
- Statements from alumni
- Examples of graded student showing range of scores and explanations of why they were so graded

How to develop a teaching portfolio?

3. Organize your evidence

- Identify the **goal** to emphasize in your portfolio, for example:
 - Improvement in teaching skills
 - Evolution of teaching responsibilities over time
 - Breadth of teaching responsibilities
 - Particular theme(s) in your teaching
- Refine evidence and prioritize according to your goal
 - Focus on the most pertinent evidence
 - Lump less pertinent items together, e.g. “Related Responsibilities”



How to develop a teaching portfolio?

4. Write reflective & summary statements about the evidence

- Be concise and to the point
- Clarify context of evidence as needed
- Refer to the appendices for details, but include most relevant evidence in the summary



How to develop a teaching portfolio?

4. Write reflective & summary statements about the evidence

Things to consider:

- questions of **student motivation** and how to influence it
- the **goals of instruction**, both for individual courses and in general
- the development of **rapport with students** as a group and individually
- the **assessment** of various teaching strategies as they related to the instructional goals
- the **role of disciplinary knowledge** in teaching and how students learn the discipline
- **recent innovations in the content of the field** and their effects on teaching

How to develop a teaching portfolio?

5. Get feedback and revise accordingly



- Share with others for feedback
- Offer to review others' portfolios and give feedback

How to develop a teaching portfolio?

6. Rewrite Curriculum Vitae and refer readers to your teaching portfolio



- Indicate URL link of teaching portfolio in CV
- Refer to teaching portfolio in cover letters

Final Reminders

Brevity: keep it concise and to the point

Context: align with particular university or department mission, goals, etc.

Criteria: customize according to particular audience – give it what it needs to know

Accountability: be prepared to provide and explain your...

- Your philosophy of teaching and teaching goals
- Your ability to design courses, materials, assignments, etc.
- Your style of teaching and how it facilitates student learning
- Your student learning outcomes
- Your evaluation and reflection on your own teaching

Final Reminders

Documentation: keep everything

Input: seek evaluations and feedback from others

Reflection: update regularly

Assistance: get help from TEP

Action: start now



What makes an online portfolio?

What makes an online portfolio?

- Design possibilities

The image displays two examples of online portfolios. The left portfolio is for Zhang Jingna, featuring a navigation menu with categories like 'New Work', 'Series', 'People', 'Commercial', 'News', 'Exhibitions', 'Press', 'About', 'Contact', 'Blog', and 'Prints'. It includes a social media bar and a copyright notice. The right portfolio is for Kathryn Kutlis, titled 'Teaching Portfolio' at the University of Oregon. It features a search bar, a bookshelf image, a navigation bar with links like 'Home', 'Philosophy', 'Responsibilities', 'Strategies', 'Course Materials', 'Student Work', 'Evaluations', and 'Resume', and a 'Philosophy' section with a paragraph of text.

ZHANG JINGNA

New Work

Series

People

Commercial

News

Exhibitions

Press

About

Contact

Blog

Prints

©2015 Zhang Jingna. All rights reserved. Copyright Notice.

Teaching Portfolio
Kathryn Kutlis – University of Oregon

Search

Home **Philosophy** Responsibilities Strategies Course Materials Student Work Evaluations Resume

Philosophy

My main teaching goal is to build confident and skilled professionals able to meet real world challenges. I strive to promote three key learning goals: inquiry, experimentation and reflection. I lead students through these goals to stimulate critical thinking and use information to solve complex problems. Ideally, students will leave my class well-equipped to make judgments, challenge their own assumptions and quickly connect the dots across new and unrelated fields. Public relations work is fast-paced. Professionals

Mon, Dec 28, 2015 – Thu, Dec 31, 2015
[Tinghua University \(map\)](#)
[Google Calendar](#) · [ICS](#)









Jingna joins a list of esteemed photographers for "Simple
Jingna joins a list of esteemed photographers for "Simple

What makes an online portfolio?

- Multimedia!

Media in category "Art lessons in art"

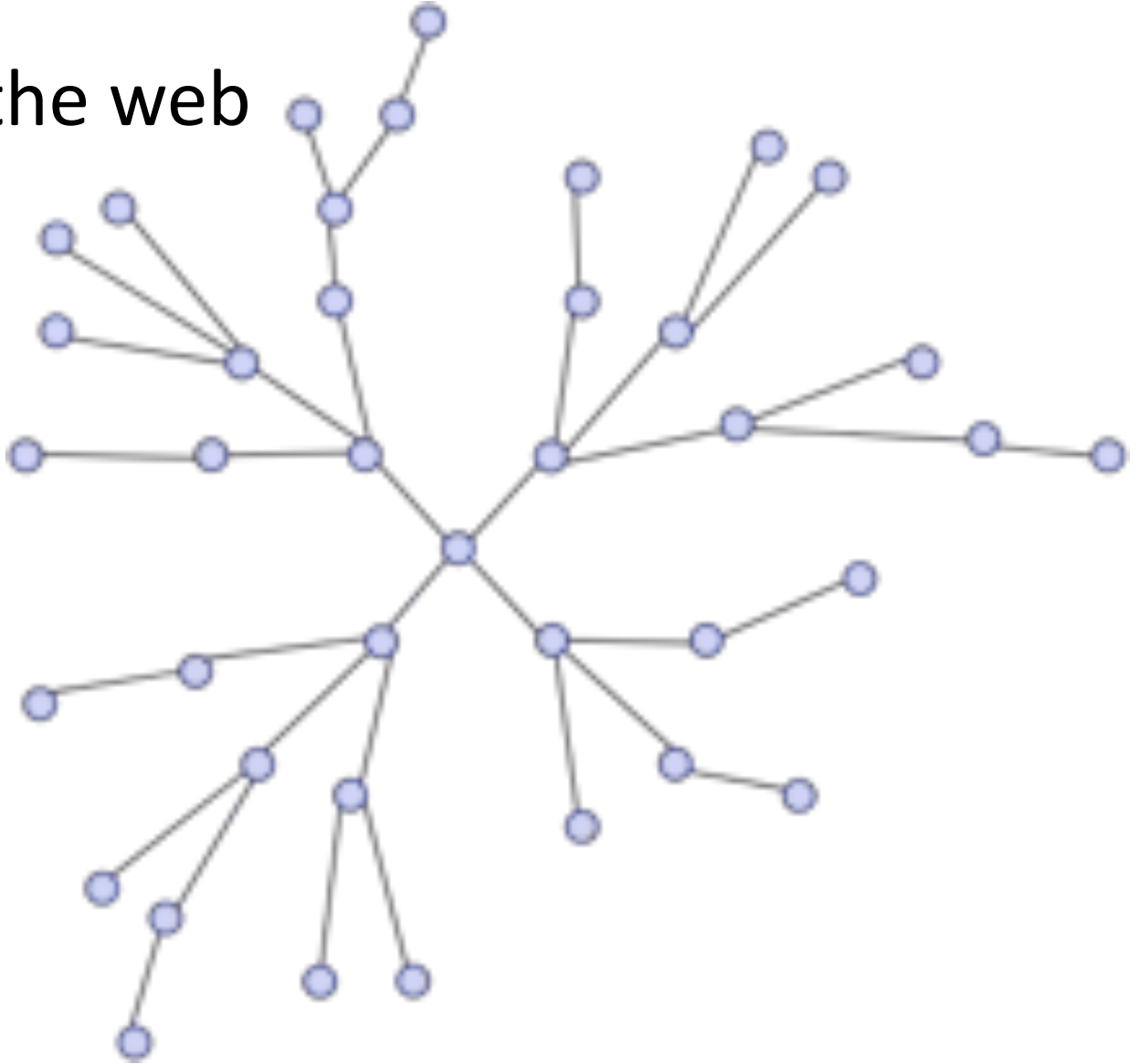
The following 14 files are in this category, out of 14 total.

			
Aert Schouman 1750 Simon Fokke 1751.jpg 1.48 MB	Alexey Venetsianov 05.jpeg 126 KB	Art Lesson, Charles Dana Gibson.jpg 135 KB	Bashkirtseff - In the Studio.jpg 3.97 MB
			
Glaspalast München 1899 073.jpg 1.04 MB	Houasse, Michel-Ange - In der Kunstschule - 1728.jpg 40 KB	Paris years - Jelka Rosen.jpg 87 KB	Studenten im Zeichensaal c1910.jpg 3.27 MB



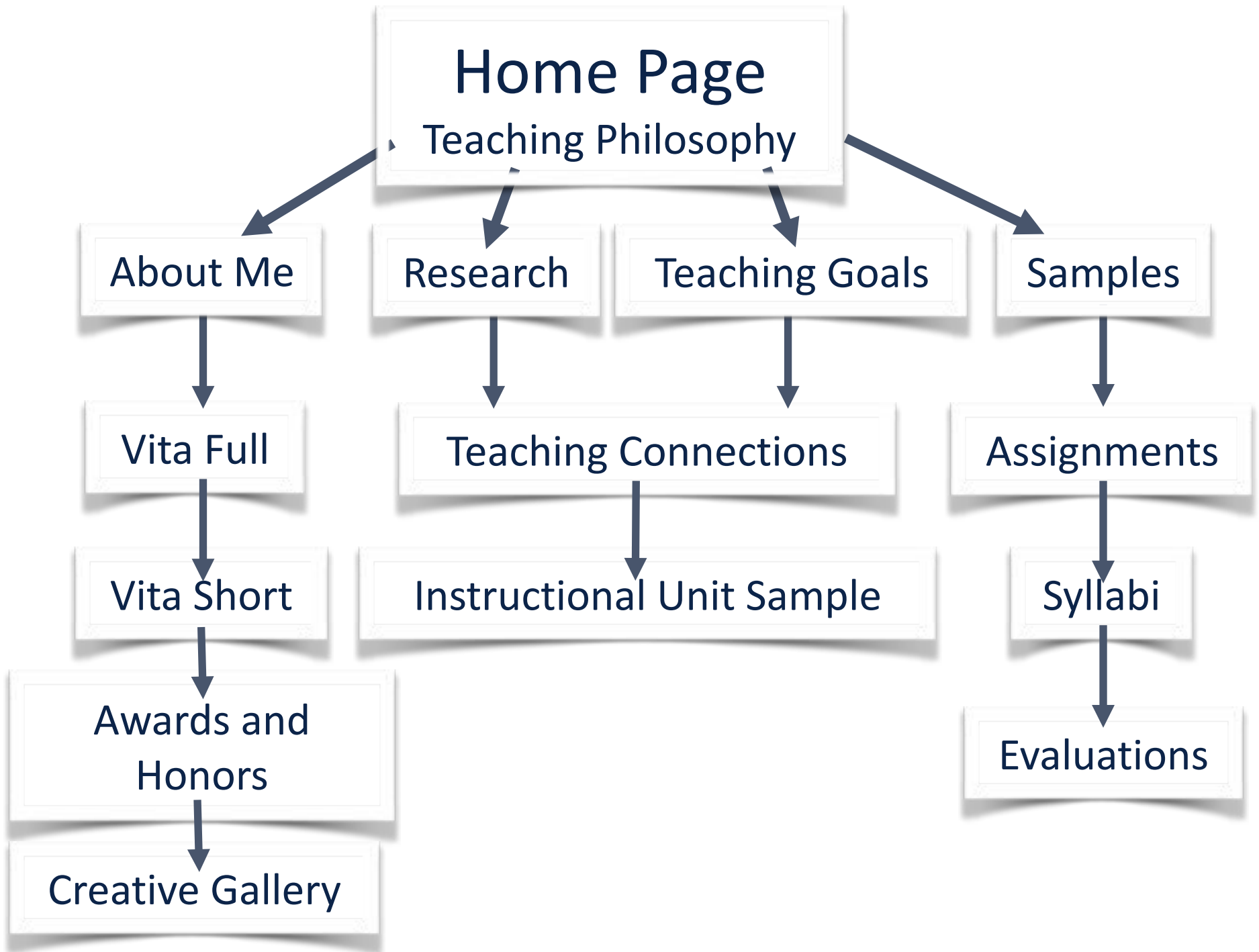
What makes an online portfolio?

- Linking across the web



2 Beginning Considerations

- Easy to use
- Streamline the content (presented content)



Teaching Effectiveness Program, University
of Oregon, 2016

UO BLOGS

Create a portfolio, publication, departmental website, project website, event information, and collaborate with peers.

Currently powering 11,714 sites

- Home
- Login
- About
- Help
- FAQs
- Policies

Create a site now!

UO Blogs is an easy-to-use academic blogging and web publishing service for the University of Oregon community. Faculty, staff, and students with an active DuckID can use the service to quickly create blogs or websites for courses, groups, or individual use. To get started, select the type of site you want to create and follow the instructions provided.

Create a site for:

- UO Courses
- or
- All Other Sites



Featured Sites and Blogs



Latin American Studies
Latin America is one of the most diverse and interesting regions in the world. ...



Department of Classics
The field of classics embraces all aspects of Greek and Roman culture from the prehistoric to the medieval period....



Oregon Cricket Club

Latest News

WordPress Security Update
April 20th
Campus Press, UO Blogs host company, has upgraded UO Blogs to WordPress version 4.1.4 to address the XSS vulnerability. For additional information or questions, please contact the Technology ...[Read More...](#)
(Comments Off on WordPress Security Update)

[Change to Domain](#)

Feedback



Send us suggestions!
Do you have feedback for UO Blogs or suggestions for themes or plugins you would like us to consider? Contact the [Technology Service Desk](#).